

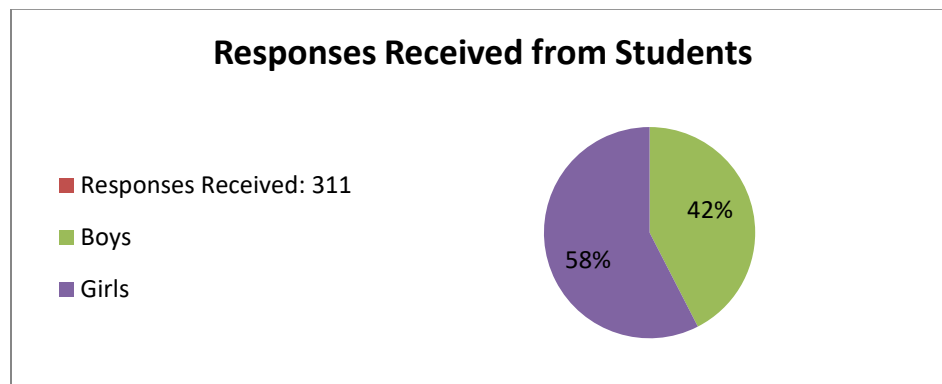
# S. R. FATEPURIA COLLEGE

P.O. - BELDANGA, DIST. - MURSHIDABAD

PIN - 742133

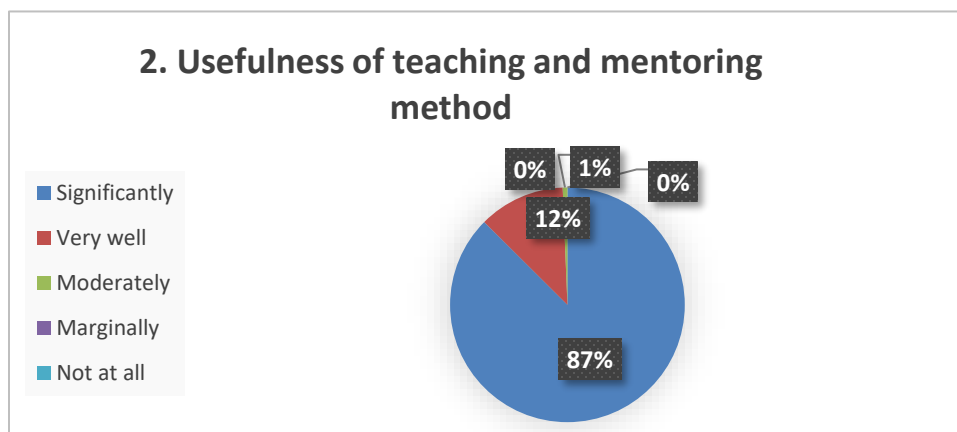
## STUDENT SATISFACTION SURVEY (SSS): 2021-22

The survey was conducted in the month of February, 2022 among the 1<sup>st</sup> Semester, 3<sup>rd</sup> Semester, 5<sup>th</sup> Semester students of this college. The questions in the questionnaire were mixture of 5-point Likert scale questions, dichotomous questions and one open-ended question. It was optional for the students to participate in the survey. As a result of Covid related lockdown only 311 students responded and among them, 179 were girls.



58% of the respondents were girls and around 41% were boys.

### 1. Is the teaching and mentoring that takes place in the college useful?

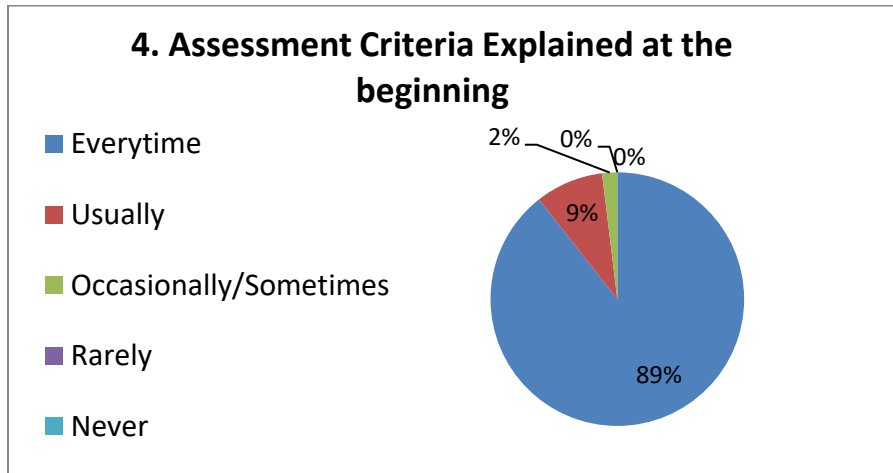


87% of the students reported that teaching and mentoring were **significantly helpful** and 12% of the students reported they were **very well** helpful.

## 2. Are the Course and Programme Outcomes Explained to the Students?

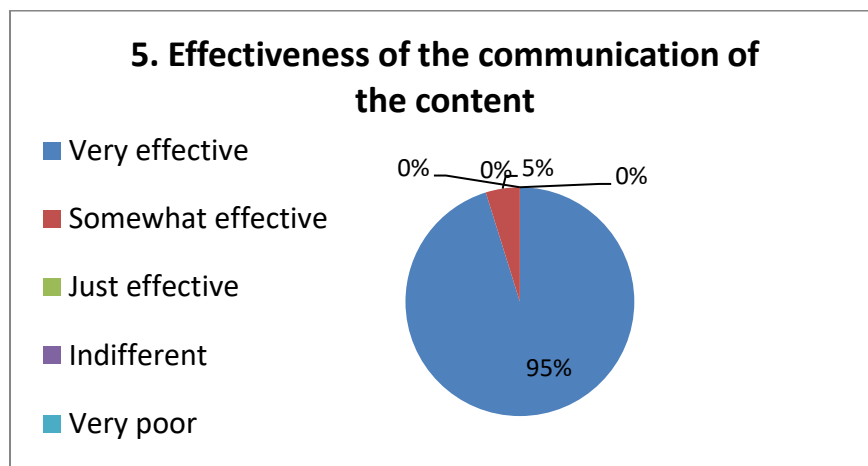
All the responding students (100%) reported that course outcomes and programme outcomes were explained to them by the teachers every time.

## 3. Are the assessment criteria for the courses explained to you at the beginning of the semester/academic year?



89% of the responding students reported that the assessment criteria explained to them **every time**, 9% of the respondents reported that they are **usually** explained the assessment criteria and the rest responded as occasionally/ sometimes explained by the teachers.

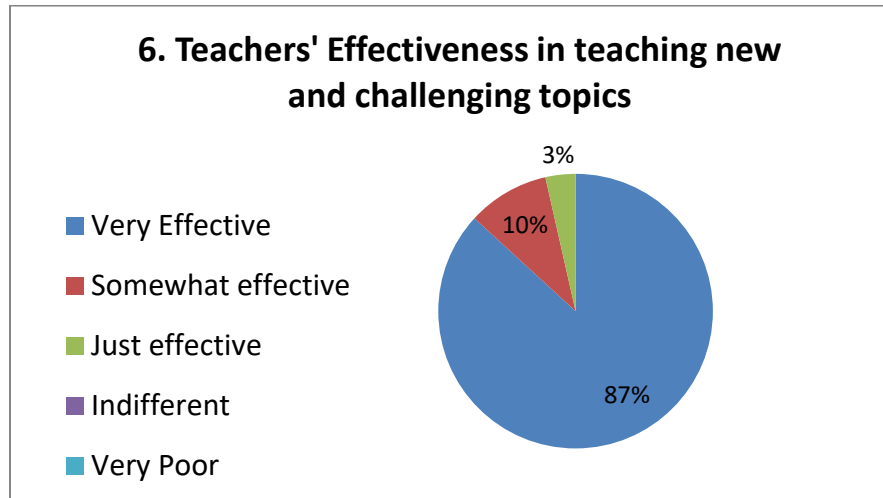
## 4. How effective is the faculty in communicating the content of the courses they teach?



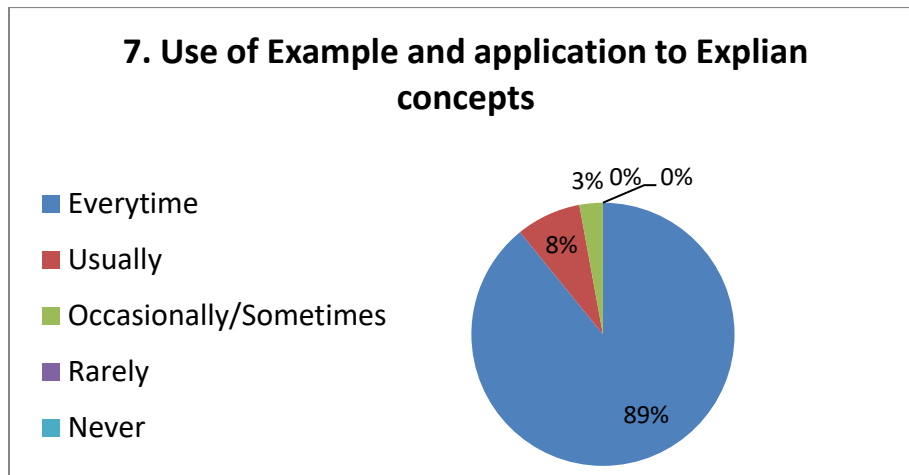
Regarding the effectiveness of the faculty in communicating the content of the course, 95% of the respondents reported that they were **very effective** and the remaining 5% of the respondents reported **somewhat effective**.

### 5. How effective are the teachers in teaching new and challenging topics?

Regarding effectiveness of the teachers in teaching new and challenging topics, 87% of the respondents reported that teachers are **very effective** in teaching new and challenging topics, 10% reported that they are **somewhat effective** and remaining 3% reported that teachers were **just effective** in this area.

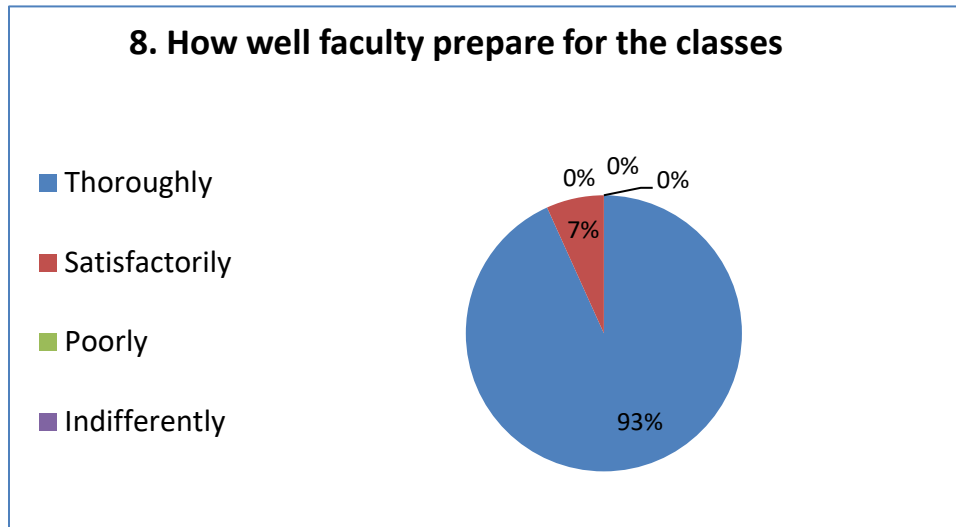


### 6. Do teachers use examples and applications to explain concepts in order to make the course interesting and relevant?



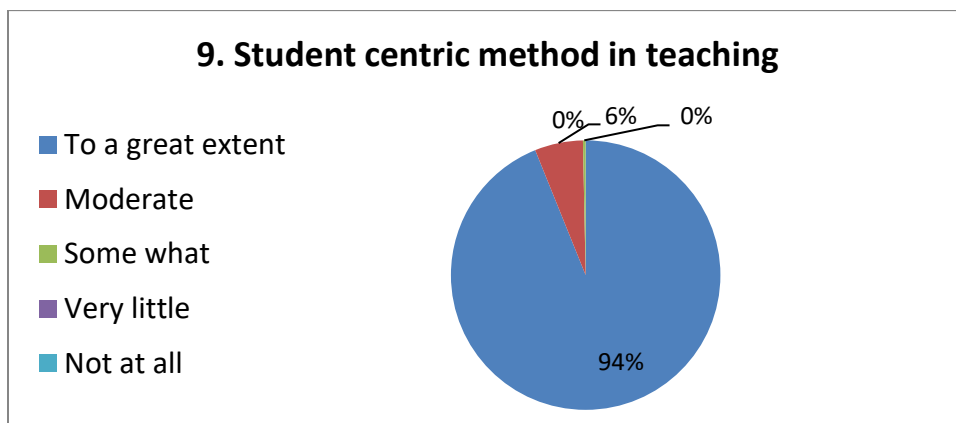
Regarding the use by teachers of examples and applications to explain concepts in order to make the course interesting and relevant, 89% responded with **every time**, and remaining 8% reported with **usually** teachers use examples and application for the purpose and the rest responses as teachers use occasionally/ sometimes examples and applications to explain concepts.

7. How well do you think the faculties prepare for the classes?



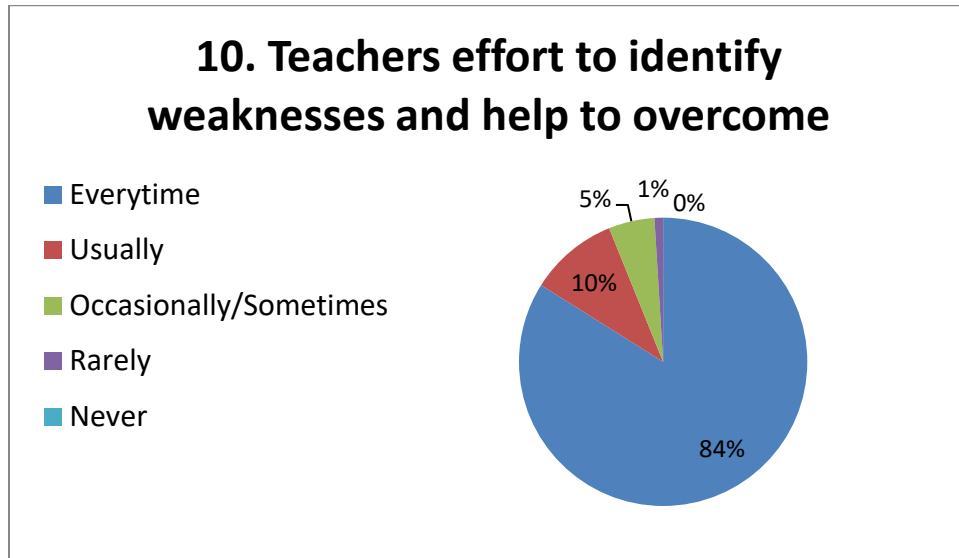
Regarding how faculties prepare for the classes, 93% reported that faculties were **thoroughly** prepared for the classes and remaining 7 % reported that they were **satisfactorily** prepared for the classes.

8. Are student-centric methods, like participative learning and problem-solving methods used for enhancing the learning process?



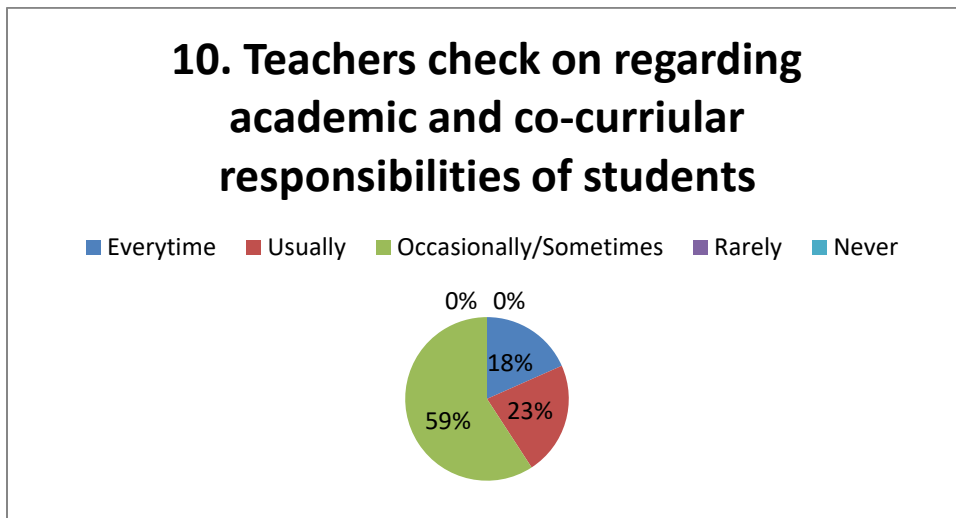
Regarding whether the student-centric methods, like participative learning and problem-solving methods used for enhancing the learning process, 94% of the students reported that students' centric methods were used by the teachers **to a great extent** to enhance the learning process and the remaining 6% reported that **moderately** students' centric methods were used.

9. Do teachers make an effort to identify your weaknesses and help you overcome them?



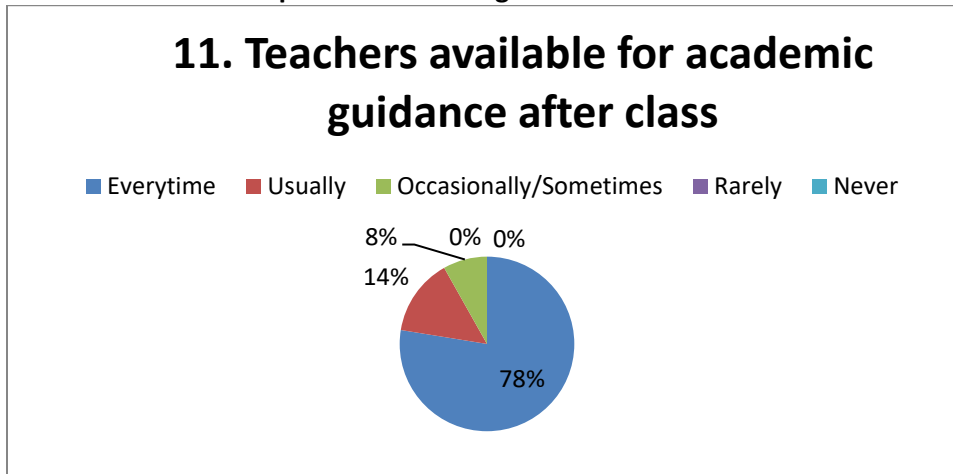
Regarding efforts of the teachers to identify the weaknesses of students and help overcome them, 84% reported that **every time** efforts were, 10% reported that **usually** efforts were made, 5% reported that **occasionally** efforts were made and the rest responded as rarely efforts were made by the teachers.

10. Do the teachers check on you with regard to your academic and co-curricular responsibilities?



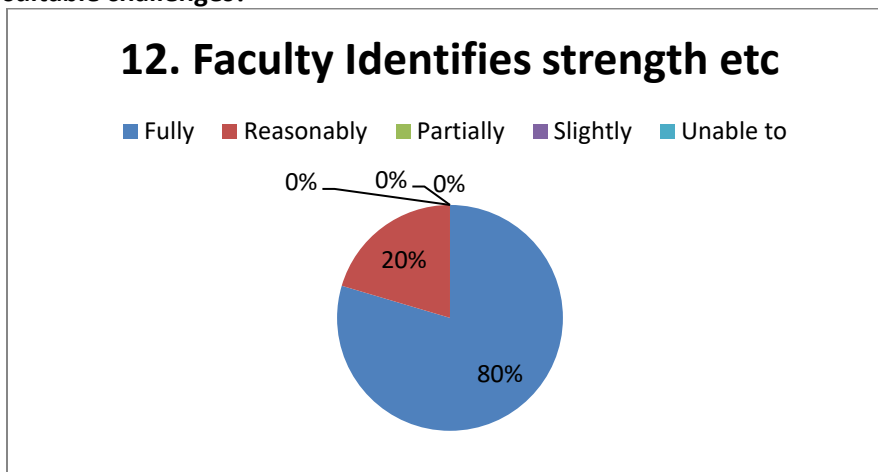
Whether teachers check on students with regard to academic and co-curricular responsibilities, 18% reported that they did it **every time**, 23% reported that they did it **usually** and the remaining 59% reported that they did it **occasionally**.

11. Are the teachers open for academic guidance after class?




Whether teachers open for academic guidance after class, 78% of the respondents reported that **every time** teachers were open, 14% reported that teachers were **usually** open and remaining 8% reported that **occasionally/sometimes** teachers were open for academic guidance after class.

12. Does the faculty make an attempt to identify your strengths and encourage you by providing suitable challenges?



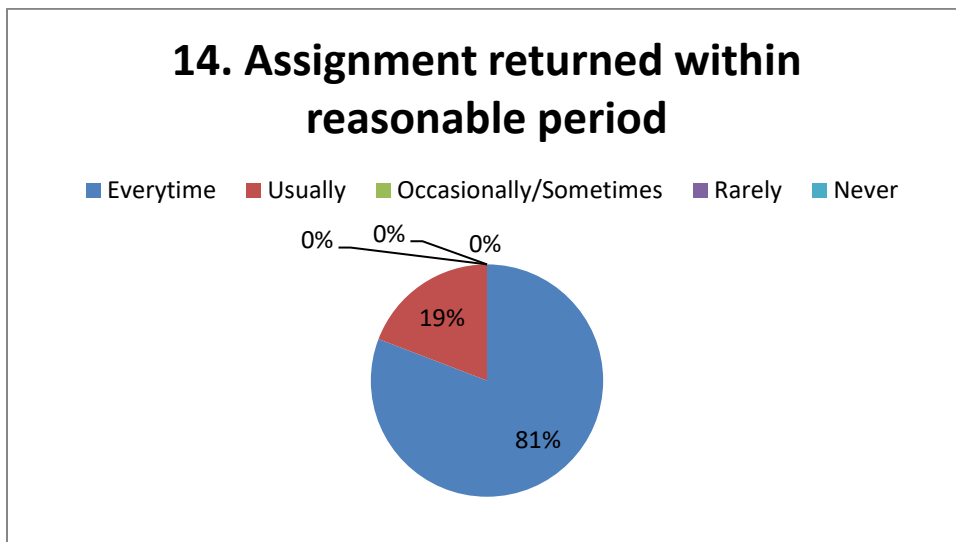
Regarding attempts of the faculty to identify strengths of students and encourage them by providing suitable challenges, 80% of the respondents reported **fully** and the remaining 20% reported **reasonably** attempts were made.

13. Is the evaluation of the internal examinations/assignments/tutorials fair?



Regarding fairness in the evaluation of the internal examinations/assignments/tutorials, 84% reported **always fair** and remaining 16% reported **usually fair**.

14. Are assignments/tutorials returned within a reasonable period of time?



81% of the respondents reported with **every time** and remaining 19% reported with **usually**.

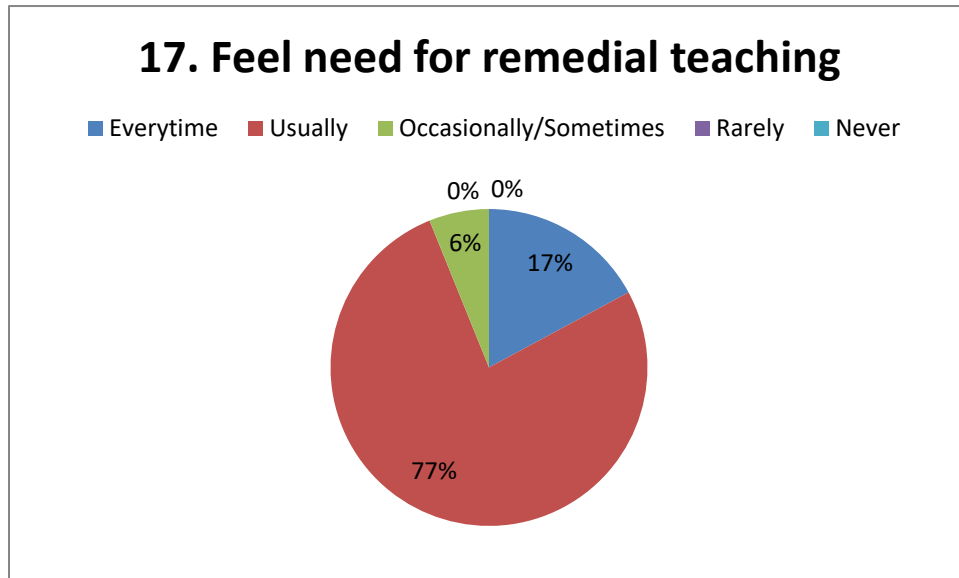
15. Are the results of internal exams/test available online one month within the completion of the examination?

All the students responded with **rarely**.

16. Are the teachers willing to discuss assignments/tests/exam question paper and answer scripts with you?

All the students responded with **every time**.

**17. Do you feel the need for remedial teaching?**



Whether students feel the need for remedial teaching, 17% of the students feel **every time**, 77% reported that they feel **usually** and 6% of the students feel **Occasionally/Sometimes**.

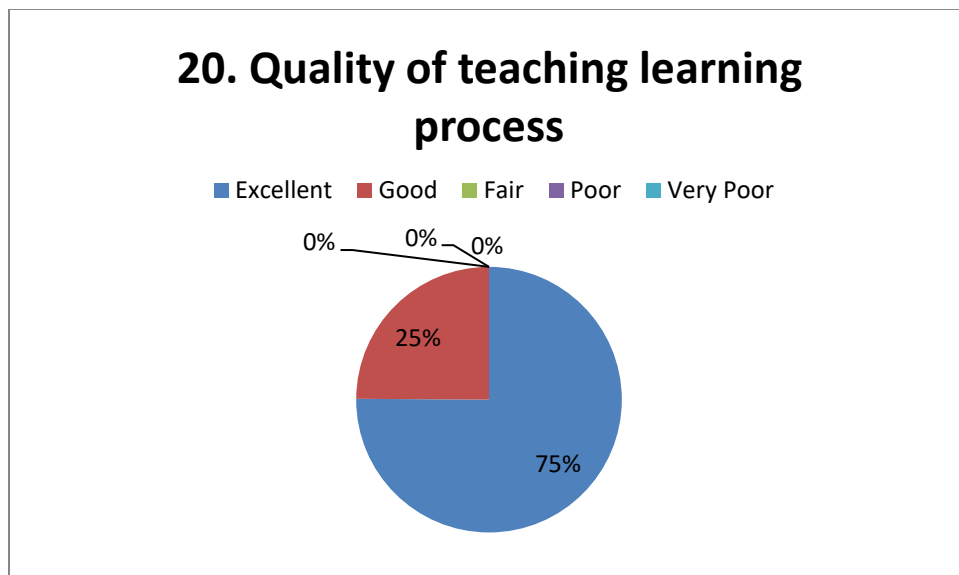
**18. What percent of teachers use ICT tools like LCD projector etc. while teaching?**

All the respondents reported that between **50 to 69%** of the teachers use various ICT tools for teaching. Here use of microphone is also considered as ICT tools.

**19. Do the teachers treat you with respect?**

All the students reported that they were treated with respect.

**20. How would you rate the quality of the teaching-learning process in the college?**



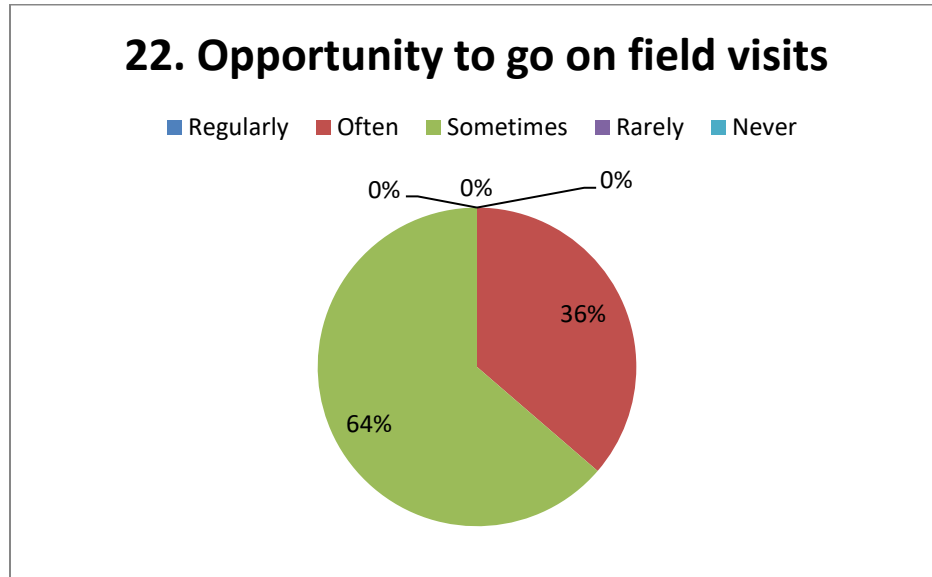


When asked about how they would rate the quality of the teaching-learning process in the college, 75% of the respondents reported with **excellent** and remaining 25% reported with **good**.

**21. Are you offered add-on/enrichment courses to provide you greater opportunities for learning and growth?**

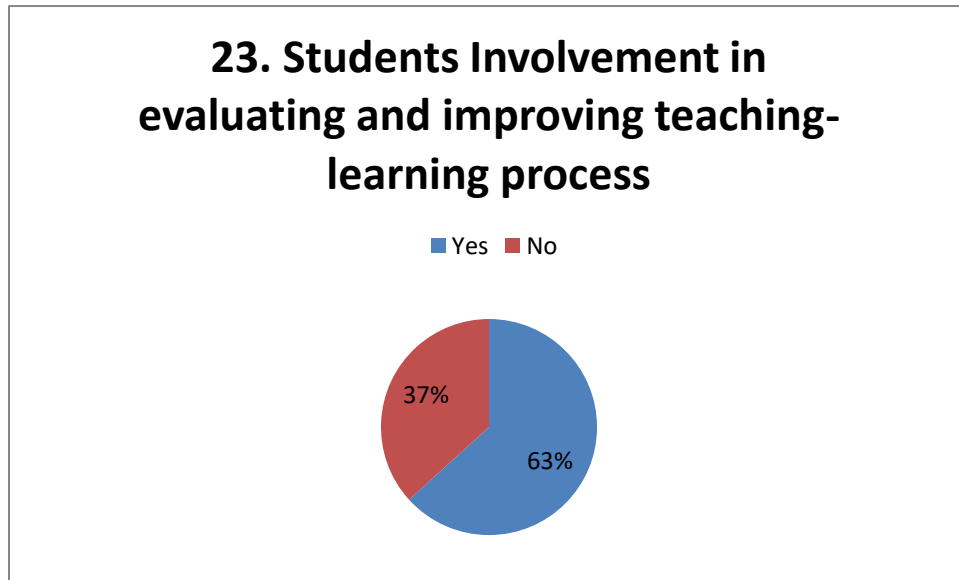
All the respondents reported that they were rarely offered Add-on/enrichment courses.

**22. Are you given the opportunity to go on field visits as and when needed?**



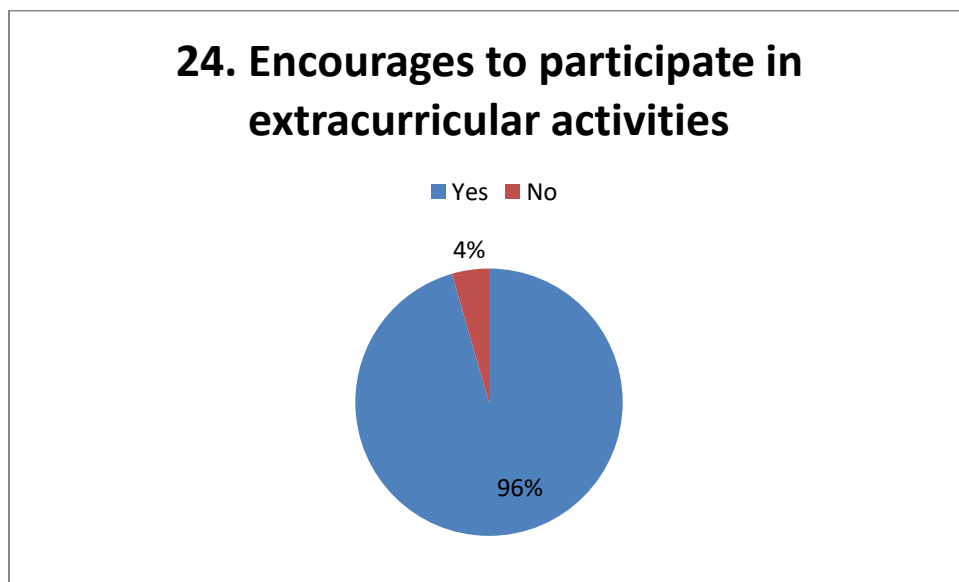
When asked about whether they were given the opportunity to go on field visits as and when needed, 36% of the respondents reported that they were **often** given opportunity and rest 64% of the respondents reported that they were **sometimes** given the opportunity to go on field visits. There is a provision of field visits for the Geography and Environmental Science department students.

23. Does the college try to involve students in evaluating and improving the teaching-learning process?



When asked about whether the college tries to involve students in evaluating and improving the teaching-learning process, 63% of the respondents reported **affirmative** and the remaining 37% reported **negative**.

24. Are you encouraged to participate in extracurricular activities?



When asked about whether students are encouraged to participate in extracurricular activities, 96% reported **yes** and 04% reported **no**.

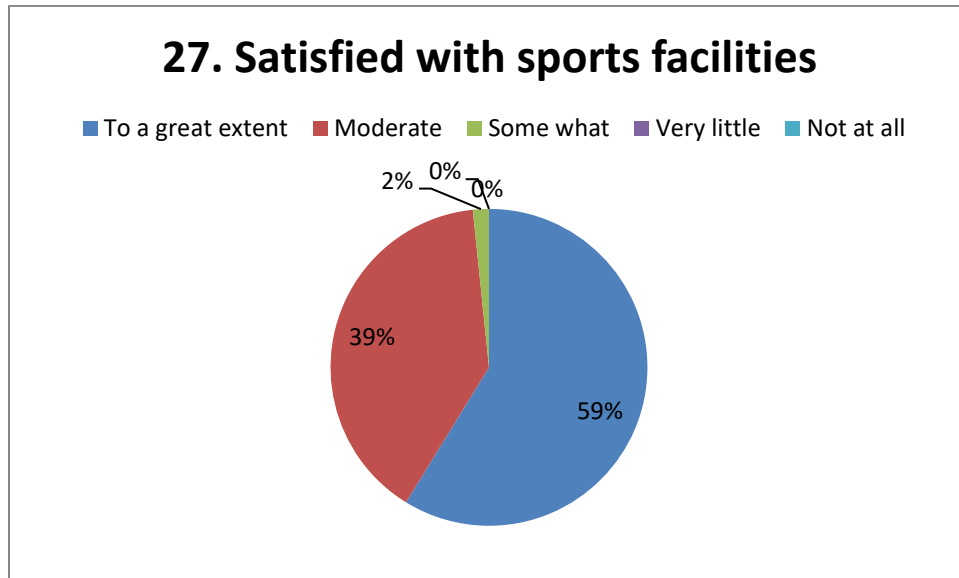
25. Does the college engage in imparting soft skills?

All the respondents reported with 'Somewhat'. There is no separate provision in the college to impart soft skill among the students.

## 26. Does the college impart employability skills?

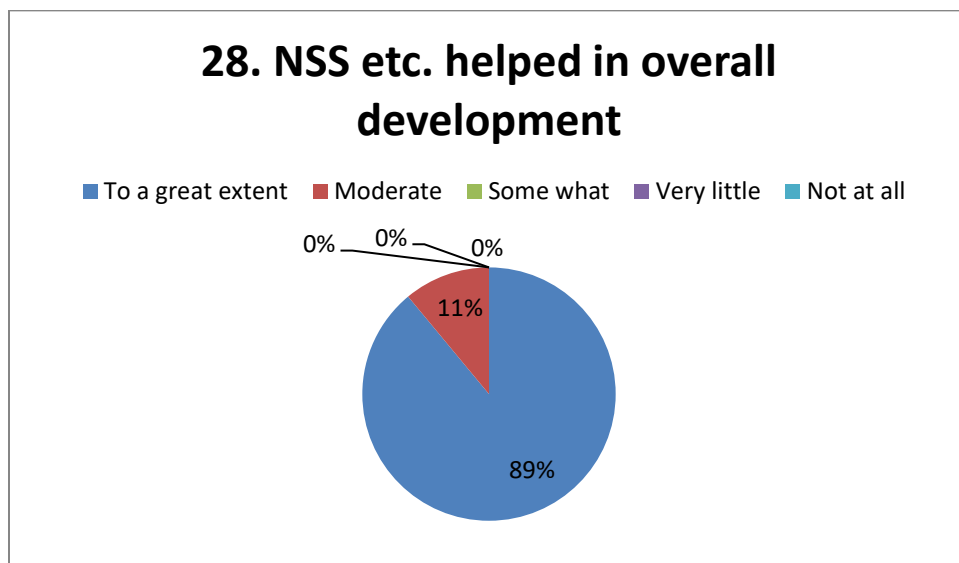
All the respondents reported with 'Some What'. There is no separate provision in the college to impart employability skill among the students.

## 27. Considering the constraints of space and topography in the college, are you satisfied with the sports facilities provided to you?



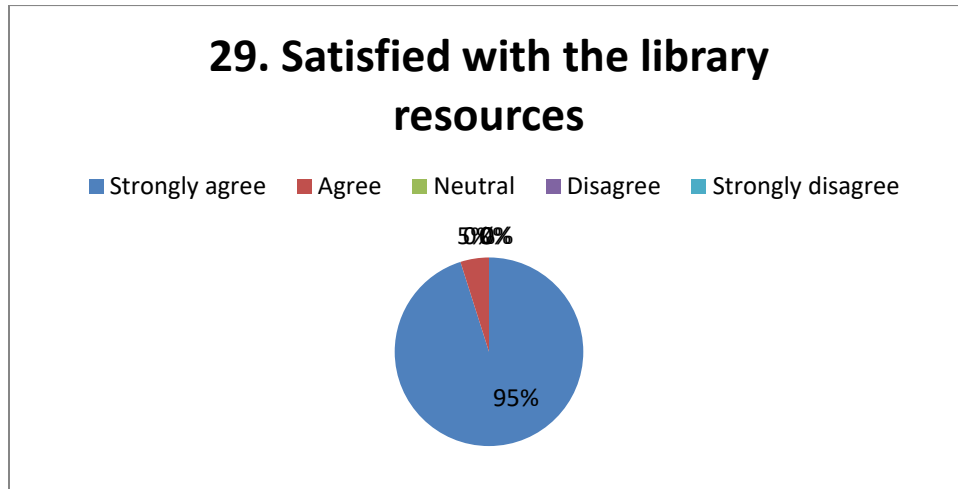
When asked about whether students are satisfied with the sports facilities provided, considering the constraints of space and topography in the college, 59% reported that they were satisfied **to a great extent**, 40% reported that they were **moderately** satisfied and remaining 2% reported that they were **somewhat** satisfied.

## 28. Has participation in NSS and other societies in the college helped in your overall development?



When asked about whether the participation in NSS and other societies in the college helped in their overall development, 89% reported **to a great extent** and the remaining 11% reported **moderately**.

**29. Are the library resources and services at college sufficiently meeting your needs?**



When asked about whether the library resources and services at college sufficiently meet their needs, 95% of the respondents **strongly agreed** and the remaining 05% **agreed**.

**30. Following suggestions with regard the improving the teaching – learning experience in the college were given by the participating students:**

- Cost effective method of online teaching –learning should be implemented
- Use of more modern technology in the classroom for offline classes.
- More online tutorial and remedial classes should be arranged.